

KEMISK INJECTION, SPRING LOADED, PISTON SENSOR

56 Serien Trykreducerende regulator

56
56 serien

- Max indgangstryk: 1034 bar
- Max udgangstryk: 1034 bar
- Temperaturområde: -26 til 74°C
- Flow: 0.001514 l/min - 113.56 l/min
- Leak: Bubble-tight



PRODUKTBESKRIVELSE

Tescom 56 Serien

Denne serie giver dig et meget nøjagtigt flow kontrol, som giver dig mulighed for at have et kontinuerligt injection rate over the life of the well. Tilgængelig i både manual-kontrolleret og elektronisk-kontrolleret versioner.

Applikationer

- Offshore Chemical Injection
- Process Flow Control

Fordele

Nøjagtigt og kontinuerligt flow kontrol som reducere riskoen for flowtab fra under og efter injection

Høj kvalitets piston-sensor komponenter som giver forlænget levetid i offshore applikationer og som reducere vedligeholdelse og unødigt downtime

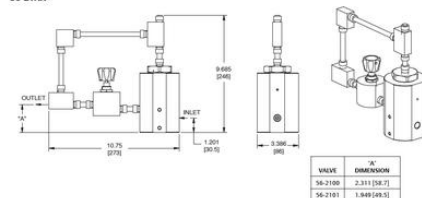
Alternativ muligheder for fuld automatisk injection rate kontrol med ER5000

56 Series Regulator Part Number Selector

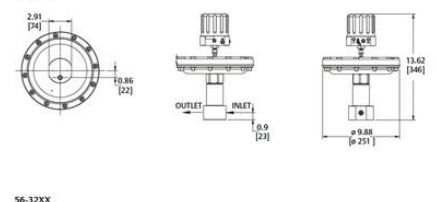
Repair Kits, Accessories & Modifications may be available for this product. Please contact TESCOM for more information.

PART NUMBER	MAXIMUM INLET PRESSURE	MAXIMUM OUTLET PRESSURE	MINIMUM DIFFERENTIAL	MAXIMUM DIFFERENTIAL	MAXIMUM INLET AND-OUTLET PORT SIZE	MINIMUM FLOW RATE	MAXIMUM FLOW RATE
56-2100	15,000 psig 1034 bar	15,000 psig 1034 bar	1.75 psig 12 bar	12,500 psig 862 bar	1/2"	0.04 gpm 0.1514 l/min	1.20 gpm 4.542 l/min
56-2101	15,000 psig 1034 bar	15,000 psig 1034 bar	1.75 psig 12 bar	12,000 psig 827 bar	3/8"	0.0001 gpm 0.001514 l/min	0.26 gpm 0.757 l/min
56-2200	10,000 psig 689 bar	6,000 psig 275 bar	1.75 psig 12 bar	9,000 psig 620 bar	1/2"	0.005 gpm 0.0141 l/min	0.16 gpm 0.457 l/min
56-2201	10,000 psig 689 bar	6,000 psig 275 bar	1.75 psig 12 bar	9,000 psig 620 bar	1/4"	0.1 gpm 0.318 l/min	2.26 gpm 8.03 l/min
56-3000	15,000 psig 1034 bar	15,000 psig 1034 bar	1.75 psig 12 bar	12,500 psig 862 bar	3/8"	0.04 gpm 0.1514 l/min	0.25 gpm 0.71 l/min
56-3200	8,000 psig 551 bar	8,000 psig 551 bar	1.75 psig 12 bar	5,000 psig 345 bar	1/2"	3.00 gpm 11.36 l/min	30.00 gpm 113.56 l/min

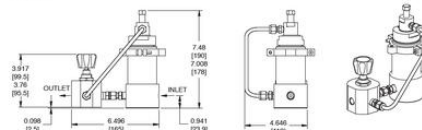
56-21XX



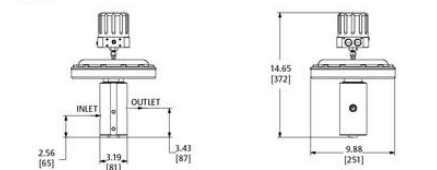
56-30XX



56-22XX



56-32XX



VALVE	SIZE
56-2100	2.311 (58.7)
56-2101	1.849 (46.5)