

NST-2009

42080021

NST2009D 24VAC/DC RELÆ+TIMER

- 4 NO sikkerhedsudgange, hvoraf 2 med åbningsforsinkelse (0-600s)
- 1 NC signaludgang
- Også velegnet til sikkerhedslysgardiner og magnetiske afbrydere
- 24 V AC/DC



PRODUKTBESKRIVELSE

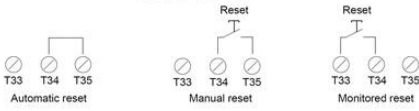
Duelco NST-2009 er et alsidigt sikkerhedsrelæ til overvågning af nødstopkredsløb, sikkerhedsafbrydere og sikkerhedslysgardiner med en forbindelse, der er egnet til sikkerhedsklasse 4 (EN-954-1) og PL e (EN ISO 13849-1).

Sikkerhedsrelæet har 4 NO sikkerhedsudgange, hvoraf 2 har åbningsforsinkelse (0-600s). Denne funktion kan f.eks. Anvendes servo invertere. Derudover har sikkerhedsrelæet 1 NC-signaludgang.

SPECIFIKATIONER

Forsyningsspænding	24 V AC/DC
Godkendelser	CE, cULus
IP klasse kappe	IP40
IP klasse tilslutning	IP20
PL	e
Safety category	4
Signal output NC	1
Sikkerhedsudgange NO	4
Temperaturområde fra	-25 °C
Temperaturområde til	50 °C
Tolerance	±10%

RESET TYPES

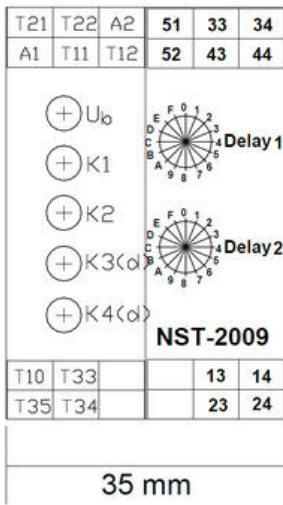


TIME DELAY TABLE - 0 - 600 SEC.

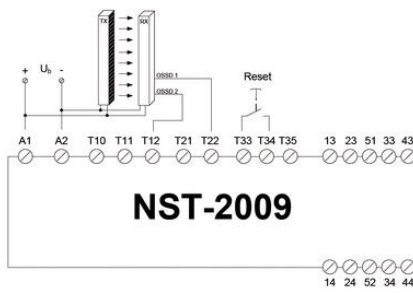
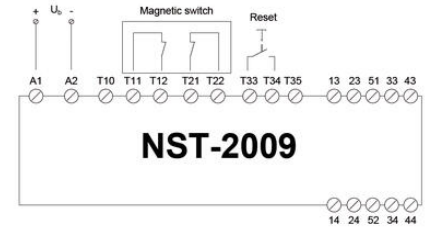
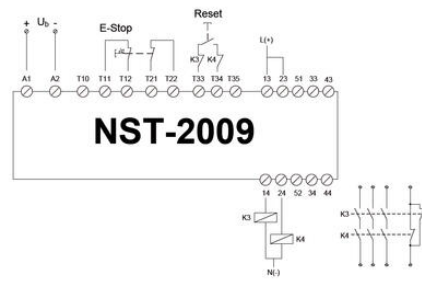
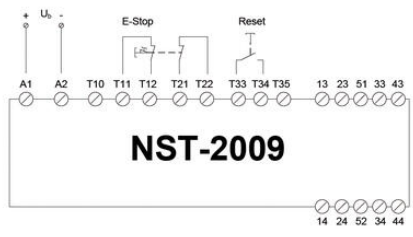
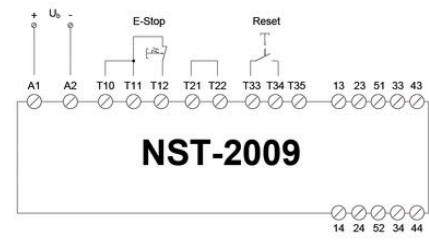
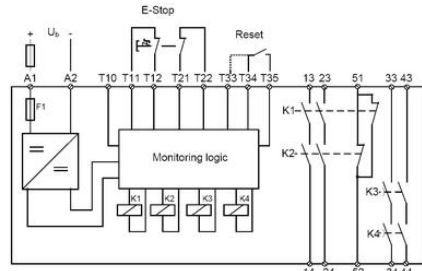
	0	1	2	3	4	5	6	7	8	9	A	B	C	D	E	F
0.05	0.1	0.2	0.3	0.4	0.5	0.6	0.7	0.8	0.9	1	1.1	1.2	1.3	1.4	1.5	
0.25	0.5	1	1.5	2	2.5	3	3.5	4	4.5	5	6	7	8	9	10	
1.5	3	6	9	12	15	18	21	24	27	30	36	42	48	54	60	
15	30	60	90	120	150	180	210	240	270	300	360	420	480	540	600	

STATUS TABLE, LED'S

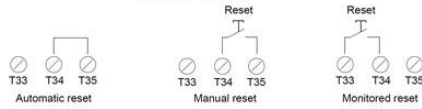
LED 01	LED K1	LED K2	LED K3	LED K4	Interpretation / Possible Fault (depends on which connection example is being used)
ON	OFF	OFF	OFF	OFF	Supply OK
OFF	OFF	OFF	OFF	OFF	Supply not connected or missing / bad connection
ON	Blinking	Blinking	Blinking	Blinking	Monitoring circuit has not detected any faults and the relay is ready for reset
ON	ON	ON	ON	ON	Relay activated
ON	OFF	OFF	ON	ON	Emergency stop activated, time delay still active



Depth 114,50mm



RESET TYPES

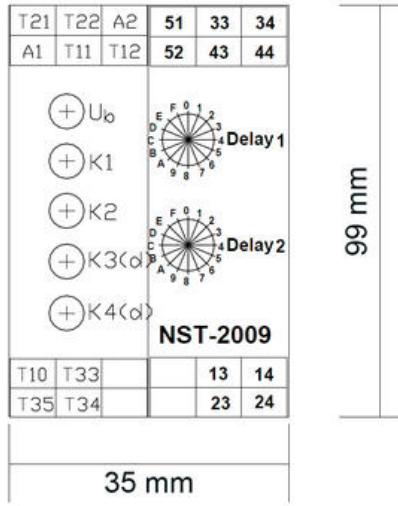


TIME DELAY TABLE - 0 - 600 SEC.

	0	1	2	3	4	5	6	7	8	9	A	B	C	D	E	F
0.05	0.1	0.2	0.3	0.4	0.5	0.6	0.7	0.8	0.9	1	1.1	1.2	1.3	1.4	1.5	
0.25	0.5	1	1.5	2	2.5	3	3.5	4	4.5	5	6	7	8	9	10	
1.5	3	6	9	12	15	18	21	24	27	30	36	42	48	54	60	
15	30	60	90	120	150	180	210	240	270	300	360	420	480	540	600	

STATUS TABLE, LED'S

LED 01	LED K1	LED K2	LED K3	LED K4	Interpretation / Possible Fault (depends on which connection example is being used)
ON	OFF	OFF	OFF	OFF	Supply OK
OFF	OFF	OFF	OFF	OFF	Supply not connected or missing / bad connection
ON	Blinking	Blinking	Blinking	Blinking	Monitoring circuit has not detected any faults and the relay is ready for reset
ON	ON	ON	ON	ON	Relay activated
ON	OFF	OFF	ON	ON	Emergency stop activated, time delay still active



99 mm

Depth 114,50mm

